

About Infinity Asset Management

Infinity Asset Management (Infinity) is the investment management business of Viridian Financial Group. Infinity is responsible for the actively managed (Separately Managed Account) investment portfolios that include direct (long only) Australian equity - large cap & small/mid cap - portfolios, diversified multi sector investment portfolios and individual sector portfolios as well as the provision of the 'model' portfolios within Viridian Portfolio Management. Infinity also provides financial market and asset allocation research, as well as company specific and unlisted managed funds research within our business.

Our Investment Philosophy

Our investment philosophy is built upon the premise that portfolio construction built on robust asset allocation, true investment insights and the understanding and management of risk will drive superior investment returns over time to meet the objectives of our portfolios.

Our Investment Process

Our investment process - built around six distinct segments:



Investment Objective

To deliver outperformance of the Consumer Price Index + 4.0% p.a. over a rolling three-year period.

Designed for Investors who

Seek exposure to a diversified mix of income & growth assets with capital appreciation over the longer term and can tolerate a moderate level of investment risk that includes the potential for negative returns in any single year.

Portfolio Performance

| Period | Portfolio | FE Peer Fund | Quartile | CPI + 4.0% |
|-------------|-----------|--------------|----------|------------|
| 3mths | -1.35% | -0.74% | 4 | 1.87% |
| 6mths | -0.03% | -0.46% | 3 | 4.44% |
| 1yr (p.a.) | 6.08% | 5.51% | 1 | 10.44% |
| 3yrs (p.a.) | 4.16% | 3.35% | 1 | 8.68% |
| 5yrs (p.a.) | 3.23% | 2.92% | 1 | 7.42% |

Growth/Income Split

| Metric | 3 mths | 6 mths | 1yr (p.a.) | 3yrs (p.a.) | 5yrs (p.a.) |
|--------|--------|--------|------------|-------------|-------------|
| Growth | -1.49% | -0.88% | 4.47% | 1.25% | -0.23% |
| Income | 0.14% | 0.84% | 1.62% | 2.91% | 3.46% |
| Total | -1.35% | -0.03% | 6.08% | 4.16% | 3.23% |

Source: Financial Express Analytics, Infinity Asset Mgt.

Inception October 2015. Past performance is no guide to future performance.

Portfolio Management Team

Piers Bolger
CIO

Dom Mlcek
Portfolio Manager

Chris Adams
Portfolio Manager



Ben Casley
Analyst



Tom Kertapati
Analyst



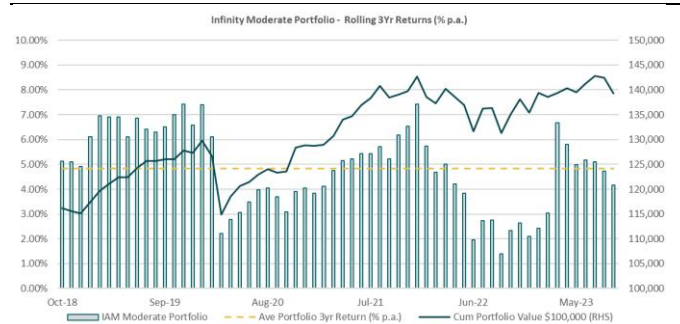
Andrew Miles
Analyst



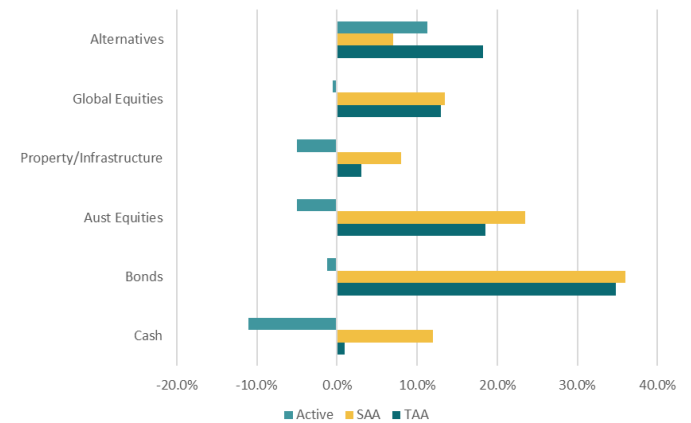
Chris Reynolds
Analyst



Cumulative Performance



Asset Allocation



Source: Infinity Asset Mgt



Multi Asset Class Winner
2020 IMAP MANAGED ACCOUNT AWARDS

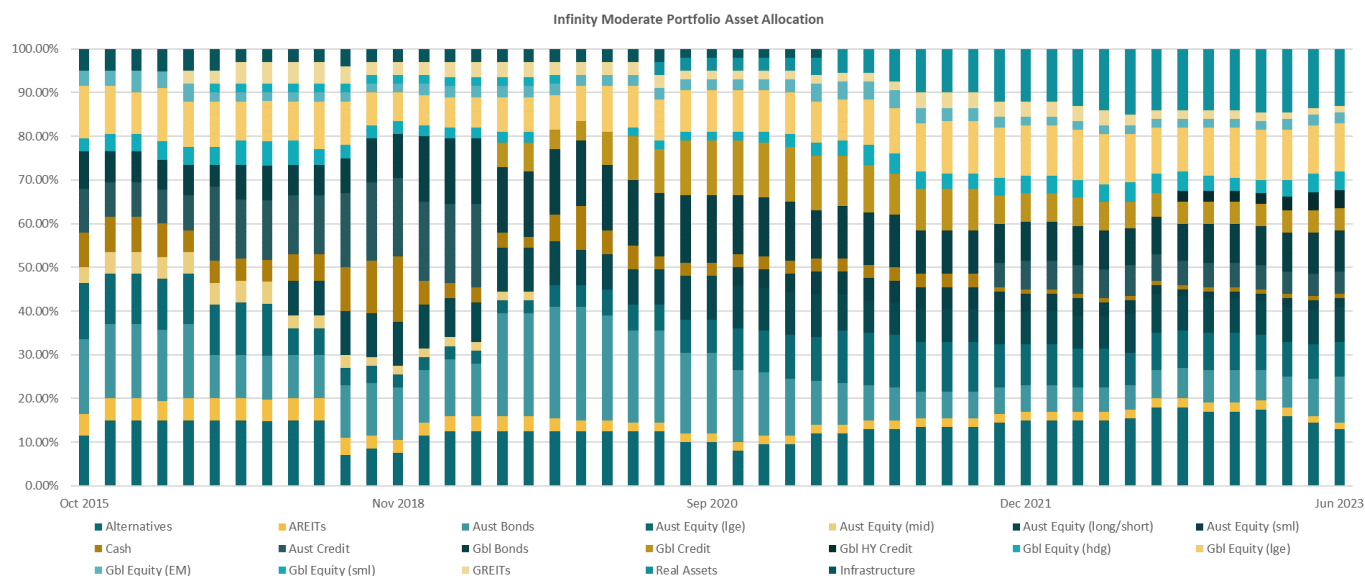


IMAP MANAGED ACCOUNT AWARD FINALIST
MULTI ASSET

Major Portfolio Holdings

| Manager | Sector | Asset Class | % |
|--|-----------------------|---------------------------|-------|
| JP Morgan Global Strategic Bond Fund | Global Bonds (Uncd) | Gbl Bonds | 9.50% |
| Macquarie True Index Aust Bond Fund | Australian Bonds | Aust Bonds | 9.00% |
| Pendal Focus Australian Share Fund | Concentrated Core | Aust Equity | 8.50% |
| Ironbark Royal London Concentrated Global Share Fund | Concentrated | Gbl Equity | 8.00% |
| CC Sage Capital Equity Plus Fund | Long/Short | Aust Equity | 8.00% |
| AMP Core Infrastructure Fund | Global Infrastructure | Alternatives | 7.00% |
| UBS CBRE Global Real Assets Fund | Infrastructure | Property & Infrastructure | 7.00% |
| Spire Multifamily Growth & Income Fund (hdg) | Property | Property & Infrastructure | 6.00% |
| Metrics Direct Income Fund | Aust Credit | Aust Bonds | 5.00% |
| Principal Global Credit Opportunities Fund | Global Credit | Gbl Bonds | 5.00% |

Historical Asset Allocation



Product Overview:

| | | | | | |
|--------------------------------|--|--------------------|------------------------|--------------------------------|--------------|
| Product Code: | Panorama: DAM0509AU | HUB: INF001 | NWL: MACC000373 | Min. Investment Horizon | 3 to 5 years |
| Asset Class: | Diversified – Moderate | | | Min Investment Amt: | A\$25,000 |
| Style: | Active | | | Inv Mgt Fee: | 0.3596% p.a. |
| B'chmk Index: | Composite of underlying indices. Refer PDS for details | | | | |
| Assets Under Management | \$370.5mn | | | | |

Contact

Visit our website: www.infinityassetmanagement.com.au