

About Infinity Asset Management

Infinity Asset Management (Infinity) is the investment management business of Viridian Financial Group. Infinity is responsible for the actively managed (Separately Managed Account) investment portfolios that include direct (long only) Australian equity - large cap & small/mid cap - portfolios, diversified multi sector investment portfolios and individual sector portfolios as well as the provision of the 'model' portfolios within Viridian Portfolio Management. Infinity also provides financial market and asset allocation research, as well as company specific and unlisted managed funds research within our business.

Our Investment Philosophy

Our investment philosophy is built upon the premise that portfolio construction built on robust asset allocation, true investment insights and the understanding and management of risk will drive superior investment returns over time to meet the objectives of our portfolios.

Our Investment Process

Our investment process - built around six distinct segments:



Investment Objective

To deliver outperformance of the Consumer Price Index + 5.0% p.a. over a rolling three-year period.

Designed for Investors who

Seek exposure to a diversified mix of income & growth assets with capital appreciation over the longer term and can tolerate a modest level of investment risk that includes the potential for negative returns in any single year. The portfolio seeks to replicate the performance of market indices using a range of ETF and index strategies.

Portfolio Performance

Period	Portfolio	FE Peer Fund	Quartile	CPI + 5.0%
3mths	-0.93%	2.07%	1	2.59%
6mths	1.26%	3.67%	1	5.44%
1yr (p.a.)	9.77%	7.01%	1	12.05%
3yrs (p.a.)	6.51%	4.99%	1	9.93%
5yrs (p.a.)	4.96%	3.83%	1	8.59%

Growth/Income Split

Metric	3 mths	6 mths	1yr (p.a.)	3yrs (p.a.)	5yrs (p.a.)
Growth	-1.18%	0.04%	7.58%	4.31%	2.68%
Income	0.25%	1.22%	2.20%	2.21%	2.27%
Total	-0.93%	1.26%	9.77%	6.51%	4.96%

Source: Financial Express Analytics, Infinity Asset Mgt.

Inception October 2015. Past performance is no guide to future performance.

Portfolio Management Team

Piers Bolger CIO
 Dom Mlcek Portfolio Manager
 Chris Adams Portfolio Manager



Ben Casley Analyst



Tom Kertapati Analyst



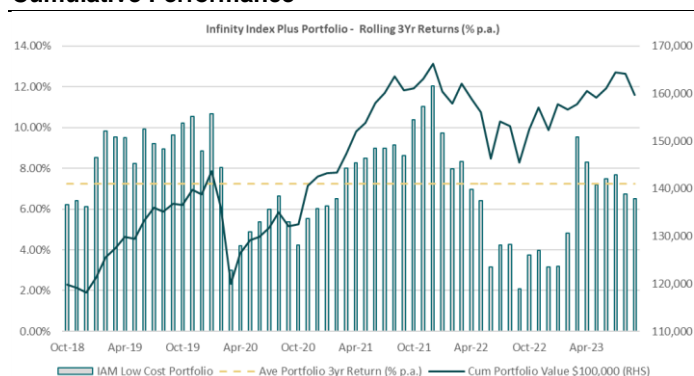
Andrew Miles Analyst



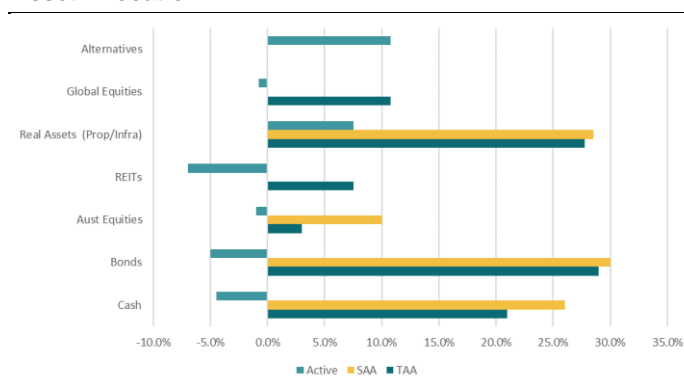
Chris Reynolds Analyst



Cumulative Performance



Asset Allocation



Source: Infinity Asset Mgt



Multi Asset Class Winner
 2020 IMAP MANAGED ACCOUNT AWARDS

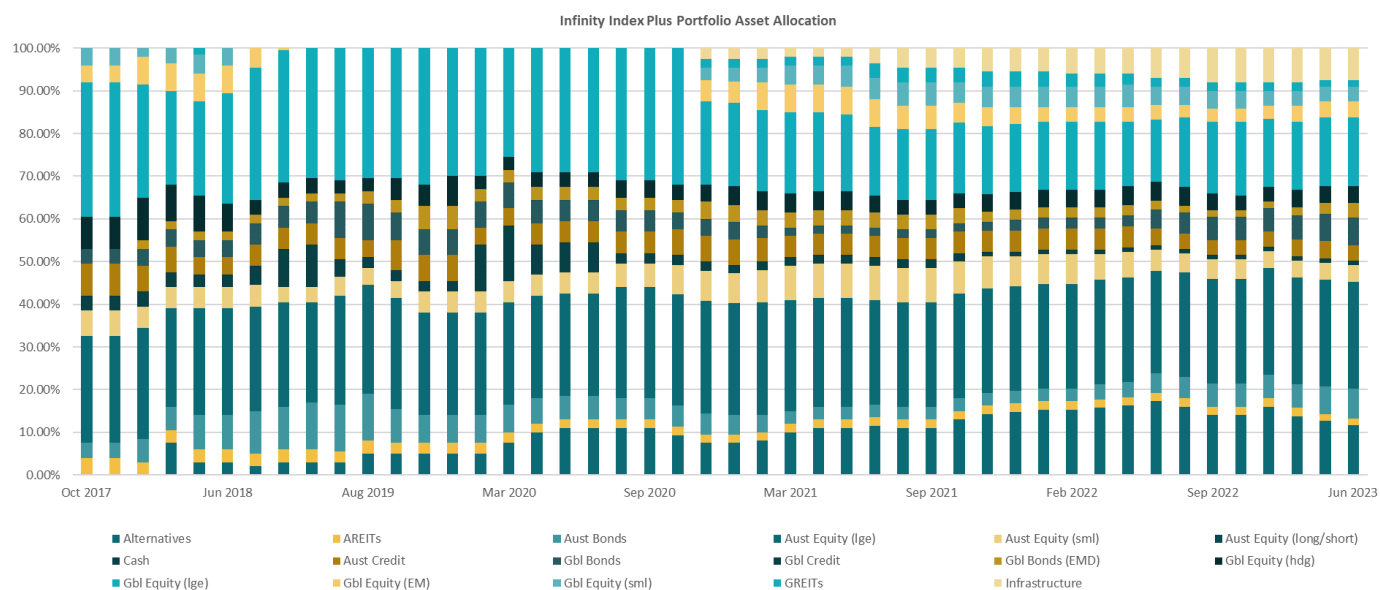


IMAP MANAGED ACCOUNT AWARD FINALIST
 MULTI ASSET

Portfolio Holdings

Manager	Sector	Asset Class	%
Macquarie True Index Aust Share Fund	Core	Aust Equity	19.00%
Ironbark Royal London Global Div Share Fund	Global Large Cap	Gbl Equity	14.75%
Macquarie True Index Gbl Infrastructure Fund (Hdg)	Infrastructure	Property & Infrastructure	7.50%
Macquarie True Index Aust Bond Fund	Australian Bonds	Aust Bonds	7.50%
Fulcrum Diversified Investments Fund	Multi Asset Total Return	Alternatives	6.75%
Macquarie True Index Global Bond Fund	Global Bonds	Gbl Bonds	6.50%
Vanguard Aust Shares High Yield ETF	Income	Aust Equity	6.00%
JP Morgan Global Research Enhanced Equity Fund (hdg)	Global Large Cap (hdg)	Gbl Equity	4.75%
iShares MSCI Emerging Markets ETF	Emerging Markets	Gbl Equity	4.25%
Barwon Global Listed Pvte Equity Fund	Gbl Private Equity	Alternatives	4.00%

Historical Asset Allocation



Product Overview:

Product Code:	Panorama: DAM8681AU	Hub: INF004	NWL: MACC000376	Min. Investment Horizon	3 to 5 years
Asset Class:	Diversified – Balanced			Min Investment Amt:	A\$25,000
Style:	Active			Inv Mgt Fee:	0.3596% p.a.
B'chmk Index:	Composite of underlying indices. Refer PDS for details				
Assets Under Management	\$274.5mn				

Contact

Visit our website: www.infinityassetmanagement.com.au